

Persistent Systems Australia Pty. Ltd (FKA Capiot Software Pty Ltd)
BALANCE SHEET AS AT MARCH 31, 2025

	Notes	As at March 31, 2025 (In ₹ million)	As at March 31, 2024 (In ₹ million)
ASSETS			
Non-current assets			
Property, Plant and Equipment	5.1	5.71	2.08
Right of Use assets	5.2	28.75	41.66
Other Intangible assets	5.3	3.93	5.00
Goodwill	5.4	18.84	19.10
		57.23	67.84
Current assets			
Financial assets			
- Trade receivables (net)	6	315.20	259.97
- Cash and cash equivalents	7	41.32	41.93
- Loans	8	-	-
- Other current financial assets	9	74.22	11.70
Current tax assets (net)		-	-
Other current assets	10	50.63	17.47
Deferred Tax Assets	11	3.03	3.07
		484.40	334.13
TOTAL		541.63	401.97
EQUITY AND LIABILITIES			
EQUITY			
Equity share capital	4	0.00	0.00
Other equity		(68.48)	(95.63)
		(68.48)	(95.63)
LIABILITIES			
Non- current liabilities			
Financial liabilities			
- Borrowings	12	106.85	138.36
Other non-current financial liabilities	13	14.18	27.84
		121.03	166.20
Current liabilities			
Financial liabilities			
- Trade payables	14	345.05	211.72
- Other financial liabilities	15	16.86	15.99
Other current liabilities	16	66.79	72.13
Current liabilities : Provisions	17	60.38	31.56
		489.08	331.40
TOTAL		541.63	401.97
Summary of Material accounting policy information	3		

The accompanying notes form an integral part of the financial statements

As per our report of even date

For JOSHI APTE & Co.
Firm registration no. 104370W
Chartered Accountants

per **Tejashree Joshi**
Partner
Membership No. 139807

Place: India
Date : April 21, 2025

For and on behalf of the Board of Directors of
Persistent Systems Australia Pty. Ltd (FKA Capiot Software Pty Ltd)


Sachin Dewasthalee
Director

Place: India
Date : April 21, 2025


Sameer Dixit (Apr 21, 2025 10:32 GMT+5.5)
Sameer Dixit
Director

Place: India
Date : April 21, 2025

Persistent Systems Australia Pty. Ltd (FKA Capiot Software Pty Ltd)**STATEMENT OF PROFIT AND LOSS FOR THE YEAR ENDED MARCH 31, 2025**

	Notes	For the year ended March 31, 2025	For the year ended March 31, 2024
		(In ₹ million)	(In ₹ million)
Income			
Revenue from operations (net)	18	1,201.64	732.33
Other income	19	64.13	5.29
Total income (A)		1,265.77	737.62
Expenses			
Employee benefits expense	20.1	558.44	329.09
Cost of professionals	20.2	523.47	313.72
Finance costs		12.01	6.07
Depreciation and amortization expense	5.5	17.51	4.47
Other expenses	21	127.03	118.35
Total expenses (B)		1,238.46	771.69
Profit before tax (A - B)		27.31	(34.06)
Tax expense			
Current tax		-	-
Deferred tax charge / (credit)		-	-
Total tax expense		-	-
Net profit/(loss) for the year (C)		27.31	(34.06)
Other comprehensive income			
Items that will be reclassified to profit and loss (D)			
- Exchange differences in translating the financial statements from functional currency to reporting currency		(0.16)	5.51
		(0.16)	5.51
Total other comprehensive income for the year (D)		(0.16)	5.51
Total comprehensive income for the year (C) + (D)		27.15	(28.55)
Earnings per equity share	22		
[Nominal value of share ₹10 (Previous year: ₹10)]			
Basic (In ₹)		13,654,801.71	(17,031,132.78)
Diluted (In ₹)		13,654,801.71	(17,031,132.78)
Summary of Material accounting policy information	3		


The accompanying notes form an integral part of the financial statements

As per our report of even date

For JOSHI APTE & Co.
Firm registration no. 104370W
Chartered Accountants

For and on behalf of the Board of Directors of
Persistent Systems Australia Pty. Ltd (FKA Capiot Software Pty Ltd)

per **Tejashree Joshi**
Partner
Membership No. 139807


Sachin Dewasthalee (Apr 21, 2025 09:45 GMT+5.5)
Sachin Dewasthalee
Director


Sameer Dixit (Apr 21, 2025 10:32 GMT+5.5)
Sameer Dixit
Director

Place: India
Date : April 21, 2025

Place: India
Date : April 21, 2025

Place: India
Date : April 21, 2025

Persistent Systems Australia Pty. Ltd (FKA Capiot Software Pty Ltd)**CASH FLOW STATEMENT FOR THE YEAR ENDED MARCH 31, 2025**

		For the year ended March 31, 2025 (In ₹ million)	For the year ended March 31, 2024 (In ₹ million)
Cash flow from operating activities			
Profit/(Loss) before tax		27.31	(34.06)
Adjustments for:			
Unrealised foreign exchange gain/loss		0.61	5.99
Finance Cost		12.01	6.07
Foreign Currency Translation Reserve		(0.16)	0.94
Excess provision written back		(64.13)	(5.29)
Depreciation and amortization expense		17.51	4.47
Provision for doubtful debts (net)		-	5.36
Operating profit before working capital changes		(6.85)	(16.53)
Movements in working capital :			
Decrease/ (Increase) in trade receivables		(55.45)	(173.02)
Decrease/ (Increase) in other current financial assets		(49.71)	73.11
(Increase)/decrease in other current assets		(47.22)	(2.43)
Increase/ (Decrease) in trade payables and current liabilities		191.61	130.45
Increase/(Decrease) in other current financial liabilities		29.68	13.53
Operating profit after working capital changes		62.05	25.12
Direct taxes paid (net of refunds)		-	-
Net cash generated from / (used in) operating activities	A	62.05	25.12
Cash flows from investing activities			
(Payment for capital expenditure)/Sales proceeds from fixed assets		(5.12)	(0.81)
Interest received		0.01	0.04
Net cash generated from / (used in) investing activities	B	(5.11)	(0.78)
Cash flows from financing activities			
Payment towards lease liability		(16.58)	(2.71)
(Repayments) of long term borrowings		(31.51)	(3.49)
Interest paid		(9.46)	(3.85)
Net cash generated from / (used) in financing activities	C	(57.55)	(10.05)
Net increase / (decrease) in cash and cash equivalents (A + B + C)		(0.59)	14.29
Cash and cash equivalents at the beginning of the year		41.93	27.64
Effect of exchange differences on translation of foreign currency cash and cash equivalents		-	-
Cash & cash equivalent addition on account of acquisition of business assets		-	-
Cash and cash equivalents at the end of the year		41.32	41.93
		As at March 31, 2025 (In ₹ million)	As at March 31, 2024 (In ₹ million)
Components of cash and cash equivalents			
Cash on hand			
Balances with Banks			
- on Current account		41.32	41.93
Cash and cash equivalents as per note 7		41.32	41.93
Summary of Material accounting policy information	3		

The accompanying notes form an integral part of the financial statements

As per our report of even date

For JOSHI APTE & Co.
Firm registration no. 104370W
Chartered Accountants

For and on behalf of the Board of Directors of
Persistent Systems Australia Pty. Ltd (FKA Capiot Software Pty Ltd)

per **Tejashree Joshi**
Partner
Membership No. 139807


Sachin Dewasthalee
Director


Sameer Dixit
Director

Place: India
Date : April 21, 2025

Place: India
Date : April 21, 2025

Place: India
Date : April 21, 2025

Persistent Systems Australia Pty. Ltd (FKA Capiot Software Pty Ltd)

STATEMENT OF CHANGES IN EQUITY FOR THE YEAR ENDED MARCH 31, 2025

A. Equity share capital

(In ₹ million)			
Balance as at April 1, 2024	Changes in Equity Share Capital due to prior year errors	Changes in equity share capital during the year	Balance as at March 31, 2025
0.00	-	-	0.00

(In ₹ million)			
Balance as at April 1, 2023	Changes in Equity Share Capital due to prior year errors	Changes in equity share capital during the year	Balance as at March 31, 2024
0.00	-	-	0.00

(This space is intentionally left blank)

Persistent Systems Australia Pty. Ltd (FKA Capiot Software Pty Ltd)**STATEMENT OF CHANGES IN EQUITY FOR THE YEAR ENDED MARCH 31, 2025****B. Other equity****(In ₹ million)**

Particulars	<u>Reserves and surplus</u>		<u>Items of other comprehensive income</u>	Total
	Capital reserve	Retained earnings	Foreign Currency Translation Reserve	
Balance as at April 1, 2024	(98.29)	(1.03)	3.70	(95.63)
Net profit for the year	-	27.31	-	27.31
Other comprehensive income for the year	-	-	(0.16)	(0.16)
Balance as at March 31, 2025	(98.29)	26.28	3.54	(68.48)

(In ₹ million)

Particulars	<u>Reserves and surplus</u>		<u>Items of other comprehensive income</u>	Total
	Capital reserve	Retained earnings	Foreign Currency Translation Reserve	
Balance as at April 1, 2023	(98.29)	33.03	(1.82)	(67.08)
Net profit for the year	-	(34.06)	-	(34.06)
Other comprehensive income for the year	-	-	5.51	5.51
Balance as at March 31, 2024	(98.29)	(1.03)	3.70	(95.63)

Summary of Material accounting policy information- Refer Note 3


The accompanying notes form an integral part of the financial statements

As per our report of even date

For JOSHI APTE & Co.
Firm registration no. 104370W
Chartered Accountants

For and on behalf of the Board of Directors of
Persistent Systems Australia Pty. Ltd (FKA Capiot Software Pty Ltd)

per Tejashree Joshi
Partner
Membership No. 139807


Sachin Dewasthalee (Apr 21, 2025 09:45 GMT+5.5)
Sachin Dewasthalee
Director


Sameer Dixit (Apr 21, 2025 10:32 GMT+5.5)
Sameer Dixit
Director

Place: India
Date : April 21, 2025

Place: India
Date : April 21, 2025

Place: India
Date : April 21, 2025

Persistent Systems Australia Pty. Ltd (FKA Capiot Software Pty Ltd)

Notes forming part of financial statements

1 Nature of operations

Persistent Systems Australia Pty Ltd (FKA Capiot Software Pty Ltd) (the "Company") is a private limited Company domiciled in Australia. The Company is a global company specializing in software products, services and technology innovation. The Company offers complete product life cycle services

2 Basis of preparation

The financial statements of the Company have been prepared on an accrual basis and under the historical cost convention except for certain financial instruments which have been measured at fair value. The accounting policies are consistently applied by the Company during the year and are consistent with those used in previous year except where a newly issued accounting standard is initially adopted or a revision to an existing accounting standard requires a change in the accounting policy hitherto in use.

In accordance with the notification issued by the Ministry of Corporate Affairs, the Company has adopted Indian Accounting Standards (referred to as "Ind AS") notified under the Companies (Indian Accounting Standards) Rules, 2015 with effect from April 1, 2016. These financial statements have been prepared in accordance with Ind AS as notified under the Companies (Indian Accounting Standards) Rules, 2015 read with Section 133 of the Companies Act, 2013 for the year ended March 31, 2025.

The accompanying financial statements have been prepared solely to assist the management of Persistent Systems Limited in preparation of its consolidated financial statements for the year ended 31 March 2025

3 Material accounting policy information

3.1 Accounting year

The accounting year of the company is from April 1 to March 31.

3.2 Functional currency

The company's functional currency is the AUD.

To facilitate consolidation in holding company, these financial statements are presented in INR, which is the presentation currency. The results and balances are translated from functional currency to presentation currency using the following procedure:

- i. All assets and liabilities are translated at the closing rate as at the date of the balance sheet;
- ii. All income and expense items are translated at the average exchange rates for the period/year;
- iii. The equity share capital is translated on the date of transaction;
- iv. The exchange differences arising out of the year end conversion are recognised in Other Comprehensive Income and the said amount is shown under the head "Other Equity".

3.3 Use of estimates and judgements

The preparation of the financial statements in conformity with Ind AS requires the management to make estimates and assumptions that affect the reported amounts of revenue, expenses, assets and liabilities and disclosure of contingent assets and liabilities at the end of reporting period. The application of accounting policies that require critical accounting estimates involving complex and subjective judgements and the use of accounting assumptions in these financial statements have been disclosed appropriately. Accounting estimates could change from period to period. Actual results could differ from those estimates. Appropriate changes in estimates are made as per management becomes aware of changes in circumstances surrounding the estimates. Changes in estimates are reflected in the financial statements in the period in which changes are made and, if material their effects are disclosed in the notes to the financial statements.

3.4 Critical accounting estimates

a) Revenue recognition

The Company uses the percentage-of-completion method in accounting for its fixed-price contracts. Use of the percentage-of-completion method requires the Company to estimate the efforts or costs expended to date as a proportion of the total efforts or costs to be expended. Efforts or costs expended have been used to measure progress towards completion. Provisions for estimated losses, if any, on uncompleted contracts are recorded in the period in which such losses become probable based on the expected contract estimates at the reporting date.

Further, the Company uses significant judgement while determining the transaction price allocated to performance obligations using the expected cost plus margin approach.

In respect of the contracts where the transaction price is payable as royalty at pre-defined percentage of customer revenue and bearing in mind, the time gap between the close of the accounting period and availability of the revenue report from the customer, the Company is required to use its judgement to ascertain the income from royalty on the basis of historical trends of customer revenue.

Persistent Systems Australia Pty. Ltd (FKA Capiot Software Pty Ltd)

Notes forming part of financial statements

b) Income taxes

The Company's major tax jurisdictions is Australia. Significant judgements are involved in determining the provision for income taxes.

A deferred tax is recognised to the extent that it is probable that future taxable profits are available against which deductible temporary differences and tax losses be utilised. The management evaluates if the deferred tax assets will be realised in future considering the historical taxable income, scheduled reversal of deferred tax liabilities, projected future taxable income and tax planning strategies. While the Management believes that the Company will realise the deferred tax assets, the amount of deferred tax asset realisable could be reduced in the near term if estimates of future taxable income during the carry forward period are reduced.

c) Property, plant and equipment

Property, plant and equipment represent a significant proportion of the asset base of the Company. The charge in respect of depreciation is derived after determining an estimate of an asset's expected useful life and the expected residual value at the end of its life. The useful lives and residual values of Company's assets are determined by management at the time the asset is acquired and reviewed periodically. The lives are based on historical experience with similar assets as well as anticipation of future events, which may impact their life, such as changes in technology.

d) Provisions and contingent liabilities

Provisions are determined based on the best estimate required to settle the obligation at the reporting date. If the effect of time value of money is material, provisions are discounted using a current pre-tax rate that reflects the risks specific to the liability. These estimates are reviewed at each balance sheet date and adjusted to reflect the current best estimates. The company uses significant judgements to assess contingent liabilities.

3.5 Summary of significant accounting policies

a) Current versus non-current classification

All assets and liabilities have been classified as current or non-current as per the Company's operating cycle and other criteria set out in the Schedule III of the Act. Operating cycle is the time between the acquisition of resources / assets for processing and their realisation in cash and cash equivalents. Based on the nature of products / services and the time between the acquisition of assets for processing and their realisation in cash and cash equivalents, the Company has ascertained its operating cycle as 12 months.

b) Property, plant and equipment

Property, Plant and Equipment are stated at cost, less accumulated depreciation and impairment losses, if any. The cost comprises the purchase price and any attributable costs of bringing the asset to its working condition for its intended use. Any trade discounts and rebates are deducted in arriving at the purchase price. Capital work-in-progress includes cost of Property, Plant and Equipment that are not ready to be put to use.

Subsequent expenditure related to an item of Property, Plant and Equipment is added to its book value only if it is probable that future economic benefits associated with the item will flow to the Company. All other expenses on existing Property, Plant and Equipment, including day-to-day repair and maintenance expenditure and cost of replacing parts, are charged to the statement of profit and loss for the year during which such expenses are incurred.

Gains or losses arising from disposal of Property, Plant and Equipment are measured as the difference between the net disposal proceeds and the carrying amount of the asset and are recognized in the statement of profit and loss when the asset is disposed.

c) Leases

Ind AS 116 requires lessees to determine the lease term as the non-cancellable period of a lease adjusted with any option to extend or terminate the lease, if the use of such option is reasonably certain. The Company makes an assessment on the expected lease term on a lease-by-lease basis and thereby assesses whether it is reasonably certain that any options to extend or terminate the contract will be exercised. In evaluating the lease term, the Company considers factors such as any significant leasehold improvements undertaken over the lease term, costs relating to the termination of the lease and the importance of the underlying asset to the Company's operations taking into account the location of the underlying asset and the availability of suitable alternatives. The lease term in future periods is reassessed to ensure that the lease term reflects the current economic circumstances. After considering current and future economic conditions, the Company has concluded that no changes are required to lease periods relating to the existing lease contracts

d) Intangible assets

i) Acquired intangible assets

Intangible assets including software licenses of enduring nature and contractual rights acquired separately are measured on initial recognition at cost. Following initial recognition, Intangible assets are carried at cost less accumulated amortization and accumulated impairment losses, if any. Cost comprises the purchase price and any directly attributable cost of bringing the asset to its working condition for its intended use.

Persistent Systems Australia Pty. Ltd (FKA Capiot Software Pty Ltd)

Notes forming part of financial statements

Gains or losses arising from disposal of an intangible asset are measured as the difference between the net disposal proceeds and the carrying amount of the asset and are recognized in the statement of profit and loss when the asset is disposed.

ii) Research and development cost

Research costs are expensed as incurred. Development expenditure incurred on an individual project is recognized as an intangible asset when The Company can demonstrate:

- technical feasibility of completing the intangible asset so that it will be available for use or sale;
- its intention to complete the asset and use or sell it;
- its ability to use or sell the asset;
- how the asset will generate probable future economic benefits;
- the availability of adequate resources to complete the development and to use or sell the asset; and
- the ability to measure reliably the expenditure attributable to the intangible asset during development.

Such development expenditure, until capitalization, is reflected as intangible assets under development.

Following the initial recognition, internally generated intangible assets are carried at cost less accumulated amortization and accumulated impairment losses, if any. Amortization of internally generated intangible asset begins when the development is complete and the asset is available for use.

e) Depreciation and amortization

Depreciation on Property, plant and equipment is provided using the Straight Line Method ('SLM') over the useful lives of the assets estimated by the management.

The management estimates the useful lives for the Property, plant and equipment as follows:

Assets	Useful lives
Computers*	4 years
Computers - Servers and networks*	4 years
Office equipment	5 years
Plant and equipment*	5 years
Furniture and fixtures*	5 years
Acquired Contractual Rights	7 years

*For these classes of assets, based on internal assessment and independent technical evaluation carried out by external valuers the management believes that the useful lives as given above best represent the period over which the management expects to use these assets. Hence the useful lives of these assets are different from the useful lives as prescribed under Part C of Schedule II of the Companies Act 2013.

Individual assets whose cost does not exceed ₹ 5,000 are fully depreciated in the year of acquisition.

Intangible assets are amortized on a straight line basis over their estimated useful lives commencing from the day the asset is made available for use.

f) Financial instruments

a) Financial assets

Initial recognition and measurement

Financial assets are recognized initially at fair value plus, in the case of financial assets not recorded at fair value through profit or loss, transaction costs that are attributable to the acquisition of the financial asset.

Subsequent measurement

For the purpose of subsequent measurement, financial assets are classified as:

Financial assets at amortized cost

Financial assets that are held within a business model whose objective is to hold assets for collecting contractual cash flows and whose contractual terms give rise on specified dates to cash flows that are solely payments of principal and interest on the principal amount outstanding are subsequently measured at amortized cost using the effective interest rate method. The change in measurements are recognized as finance income in the statement of profit and loss.

Persistent Systems Australia Pty. Ltd (FKA Capiot Software Pty Ltd)

Notes forming part of financial statements

Financial assets at fair value through other comprehensive income (FVTOCI)

Financial assets that are held within a business model whose objective is achieved both by collecting contractual cash flows and selling the financial assets and the assets' contractual cash flows represent solely payments of principal and interest on the principal amount outstanding are subsequently measured at fair value. Fair value movements are recognized in other comprehensive income.

Financial assets at fair value through profit or loss (FVTPL)

Any financial asset which does not meet the criteria for categorization as financial asset at amortized cost or at FVTOCI, is classified as financial asset at FVTPL. Financial assets except derivative contracts included within the FVTPL category are subsequently measured at fair value with all changes recognized in the statement of profit and loss.

b) Financial liabilities

Initial recognition and measurement

Financial liabilities are recognized initially at fair value and, in the case of loans and borrowings and payables, net of directly attributable transaction costs.

Subsequent measurement

For the purpose of subsequent measurement, financial liabilities are classified as:

Financial liabilities at amortised cost

Financial liabilities are subsequently carried at amortized cost using the effective interest method, except for contingent consideration recognized in a business combination which is subsequently measured at fair value through profit or loss. For trade and other payables maturing within one year from the Balance Sheet date, the carrying amounts approximately.

Financial liabilities at fair value through profit or loss (FVTPL)

Financial liabilities include financial liabilities held for trading and financial liabilities designated upon initial recognition at fair value through profit or loss if the recognition criteria as per Ind AS 109 – “Financial Instruments” are satisfied. Gains or losses on liabilities held for trading are recognized in statement of profit and loss.

Fair value gains or losses on liabilities designated as FVTPL attributable to changes in own credit risk are recognized in other comprehensive income. All other changes in fair value of liabilities designated as FVTPL are recognized in the statement of profit and loss. The Company has not designated any financial liability as FVTPL.

c) Impairment of financial assets

i) Financial assets

The Company applies Expected Credit Loss (ECL) model for measurement and recognition of impairment loss on financial assets measured at amortized cost and financial assets that are debts instruments and are measured at fair value through other comprehensive income (FVTOCI). ECL is the difference between contractual cash flows that are due and the cash flows that the Company expects to receive, discounted at the original effective interest rate.

For trade receivables, the Company recognizes impairment loss allowance based on lifetime ECL at each reporting date, right from its initial recognition. For other financial assets, the Company determines whether there has been a significant increase in the credit risk since initial recognition. If credit risk has not increased significantly, 12 month ECL is used to provide for impairment loss. However, if credit risk has increased significantly, lifetime ECL is used.

ii) Non-financial assets

The carrying amounts of Property, plant and equipment and Goodwill are reviewed at each balance sheet date or whenever there is any indication of impairment based on internal/external factors. If any indications exist, the Company estimates the asset's recoverable amount.

Recoverable amount of intangible under development that is not yet available for use is estimated at least at each financial year end even if there is no indication that the asset is impaired.

An impairment loss is recognized wherever the carrying amount of an asset exceeds its recoverable amount. The recoverable amount is the greater of the asset's net selling price and value in use. In assessing value in use, the estimated future cash flows are discounted to their present value using a pre-tax discount rate that reflects current market assessments of the time value of money and risks specific to the asset.

(This space is intentionally left blank)

Persistent Systems Australia Pty. Ltd (FKA Capiot Software Pty Ltd)

Notes forming part of financial statements

g) Impairment of Property, Plant and Equipment and Other intangible assets

The carrying amounts of assets are reviewed at each balance sheet date if there is any indication of impairment based on internal/external factors. An impairment loss is recognized wherever the carrying amount of an asset exceeds its recoverable amount. The recoverable amount is the greater of the asset's net selling price and value in use. In assessing value in use, the estimated future cash flows are discounted to their present value using a pre-tax discount rate that reflects current market assessments of the time value of money and risks specific to the asset.

h) Borrowing Cost

Borrowing cost includes interest, amortization of ancillary costs incurred in connection with the arrangements of borrowings. Borrowing costs directly attributable to the acquisition, construction or development of an asset that necessarily takes a substantial period of time to get ready for its intended use or sale are capitalized as a part of the cost of the respective asset. All other borrowing costs are expensed in the year in which they occur.

i) Investments

Investments that are readily realizable and intended to be held for not more than a year are classified as current investments. All other investments are classified as long-term investments. Current investments are carried at lower of cost and fair value determined on category basis.

Long-term investments presented as non-current investments are carried at cost.

j) Revenue recognition

Revenue is measured at the fair value of the consideration received or receivable taking into account the amount of any trade discounts and volume rebates allowed by the Company. Revenue is recognized to the extent it is probable that the economic benefits will flow to the Company and the revenue can be reliably measured.

The following specific recognition criteria must also be met before revenue is recognized:

i. Income from software licenses and services

The company derives revenues primarily from IT services comprising of software development and related services and from the licensing of software products.

Revenue is recognized upon transfer of control of promised products or services to customers in an amount that reflects the consideration expected to receive in exchange for those products or services.

Arrangements with customers for software related services are either on a time-and-material or a fixed-price basis.

Revenue on time-and-material contracts are recognized as and when the related services are performed. Revenue from fixed-price contracts, where the performance obligations are satisfied over time and where there is no uncertainty as to measurement or collectability of consideration, is recognized as per the percentage-of-completion method. When there is uncertainty as to measurement or ultimate collectability, revenue recognition is postponed until such uncertainty is resolved.

Revenue from licenses where the customer obtains a "right to use" the licenses is recognized at the time the license is made available to the customer. Revenue from licenses where the customer obtains a "right to access" is recognized over the access period.

The company has applied the principles under Ind AS 115 to account for revenues from these performance obligations.

When support services are provided in conjunction with the licensing arrangement and the license and the support services have been identified as two separate performance obligations, the transaction price for such contracts are allocated to each performance obligation of the contract based on their relative standalone selling prices. Maintenance revenue is recognized proportionately over the period in which the services are rendered.

Revenue from royalty is recognized in accordance with the terms of the relevant agreements.

The company accounts for volume discounts and pricing incentives to customers as a reduction of revenue based on the proportionate allocation of the discounts amount to each of the underlying performance obligation that corresponds to the progress by the customer towards earning the discount. Also, when the level of discount varies with increases in levels of revenue transactions, the Company recognizes the liability based on its estimate of the customer's future purchases. If it is probable that the criteria for the discount will not be met, or if the amount thereof cannot be estimated reliably, then discount is not recognized until the payment is probable and the amount can be estimated reliably. The company recognizes changes in the estimated amount of obligations for discounts in the period in which the change occurs.

Persistent Systems Australia Pty. Ltd (FKA Capiot Software Pty Ltd)

Notes forming part of financial statements

Unbilled revenue represents revenue recognized in relation to work done until the balance sheet date for which billing has not taken place.

Unearned revenue represents the billing in respect of contracts for which the revenue is not recognized.

The Company collects Goods and Service Tax, value added taxes (VAT) on behalf of the government and, therefore, these are not economic benefits flowing to the Company. Hence, they are excluded from revenue.

ii. Interest

Interest income is recognized on a time proportion basis taking into account the carrying amount and the effective interest rate. Interest income is included under the head 'Other income' in the statement of profit and loss.

iii. Dividends

Dividend Income is recognized when the company's right to receive payment is established by the balance sheet date. Dividend income is included under the head 'Other Income' in the statement of profit and loss.

k) Foreign currency transactions

i. Initial recognition

Foreign currency transactions are recorded in the functional currency, i.e. AUD, by applying to the foreign currency amount the exchange rate between the reporting currency and the foreign currency at the date of the transaction.

ii. Conversion

The transactions are in Australian Dollars, which are converted for reporting in Indian currency on the following basis. The equity share capital is translated on the date of transaction and fixed assets and investments are translated at the closing rate as at the date of the balance sheet. All current assets and current liabilities are translated at the closing rate as at the date of the balance sheet. All Income and Expense items are converted at weighted average of Inter Bank Selling Rate for the year.

The exchange difference arising out of the year-end conversion is translated to Currency Translation Reserve and the said amount is shown under the head "Other Equity".

iii. Settlement

Revenue, expenses denominated in foreign currencies are translated using the exchange rate in effect on the date of the transaction. Transaction gains or losses realized upon settlement of foreign currency transactions are included in determining net profit or loss for the year in which the transaction is settled.

l) Retirement and other employee benefits

i. Gratuity

Gratuity is a defined benefit obligation plan operated by the Company for its employees covered under Company Gratuity Scheme. The cost of providing benefit under gratuity plan is determined on the basis of actuarial valuation using the projected unit credit method at the reporting date and are charged to the statement of profit and loss, except for the remeasurements, comprising of actuarial gains and losses which are recognized in full in the statement of other comprehensive income in the reporting period in which they occur. Remeasurements are not reclassified to the statement of profit and loss subsequently

ii. Superannuation

Superannuation is a defined contribution plan covering eligible employees. The contribution to the superannuation fund managed by the insurer is equal to the specified percentage of the basic salary of the eligible employees as per the scheme. The contribution to this scheme is charged to the statement of profit and loss on an accrual basis. There are no other contributions payable other than contribution payable to the respective fund.

iii. Provident fund

Provident fund is a defined contribution plan covering eligible employees. The Company and the eligible employees make a monthly contribution to the provident fund maintained by the Regional Provident Fund Commissioner equal to the specified percentage of the basic salary of the eligible employees as per the scheme. The contributions to the provident fund are charged to the statement of profit and loss for the period / year when the contributions are due. The Company has no obligation, other than the contribution payable to the provident fund.

(This space is intentionally left blank)

Persistent Systems Australia Pty. Ltd (FKA Capiot Software Pty Ltd)

Notes forming part of financial statements

iv. Leave encashment

Accumulated leave, which is expected to be utilized within the next twelve months, is treated as short-term employee benefit. The company measures the expected cost of such absences as the additional amount that it expects to pay as a result of the unused entitlement that has accumulated at the reporting date.

The Company treats accumulated leave expected to be carried forward beyond twelve months, as long-term employee benefit for measurement purposes. Such long-term compensated absences are provided for based on the actuarial valuation using the projected unit credit method at the reporting date. Remeasurements, comprising of actuarial gains and losses are recognized in full in the statement of profit and loss.

The Company presents the entire leave encashment liability as a current liability in the balance sheet, since it does not have an unconditional right to defer its settlement for twelve months after the reporting date.

m) Income taxes

Tax expense comprises of current and deferred tax. Current income tax is measured at the amount expected to be paid to the tax authorities in accordance with the Australia's tax laws. Deferred income tax reflects the impact of current period timing differences between taxable income and accounting income for the period and reversal of timing differences of earlier periods.

Deferred income taxes reflect the impact of temporary differences between tax base of assets and liabilities and their carrying amounts. Deferred tax is measured based on the tax rates and the tax laws enacted or substantively enacted at the reporting date.

Deferred tax assets are recognized for all deductible temporary differences, the carry forward of unused tax credits and any unused tax losses, except deferred tax assets arising from initial recognition of goodwill or an asset or liability in a transaction that is not a business combination and, affects neither accounting nor taxable profit/ loss at the time of transaction. Deferred tax assets are recognized only to the extent that sufficient future taxable income will be available against which such deferred tax assets can be realized.

The carrying amount of deferred tax asset is reviewed at each reporting date and reduced to the extent that it is no longer probable that sufficient taxable profit will be available against which such deferred tax assets can be realized.

Deferred tax assets and deferred tax liabilities are offset, if a legally enforceable right exists to set off current tax assets against current tax liabilities and the deferred tax assets and deferred tax liabilities relate to the same taxable entity and the same taxation authority.

Deferred tax relating to items recognized outside the statement of profit and loss is recognized in co-relation to the underlying transaction either in other comprehensive income or directly in equity.

n) Segment reporting

In accordance with para 4 of Notified Indian Accounting Standard 108 (Ind AS-108) "Operating Segments" the Company has disclosed segment information only on the basis of consolidated financial statements which are presented together with the unconsolidated financial statements.

o) Cash and cash equivalents

Cash and cash equivalents in the cash flow statement comprise cash at bank and in hand, bank deposits and short-term investments with an original maturity of three months or less.

p) Leases

The Company assesses at the inception of contract whether a contract is or contains a lease. A contract is, or contains, a lease if the contract conveys the right to control the use of an identified asset for a period of time in exchange for consideration.

To assess whether a contract conveys the right to control the use of an identified asset, The Company assesses whether:

- i. The contract involves the use of an identified asset;
- ii. The Company has substantially all of the economic benefits from use of the asset through the period of the lease; and
- iii. The Company has the right to direct the use of the asset

Where The Company is a lessee

The Company accounts for each lease component within the contract as a lease separately from non-lease components of the contract and allocates the consideration in the contract to each lease component on the basis of the relative stand-alone price of the lease component and the aggregate stand-alone price of the non-lease components.

(This space is intentionally left blank)

Persistent Systems Australia Pty. Ltd (FKA Capiot Software Pty Ltd)

Notes forming part of financial statements

The Company recognises right-of-use asset representing its right to use the underlying asset for the lease term at the lease commencement date. The cost of the right-of-use asset measured at inception shall comprise of the amount of the initial measurement of the lease liability adjusted for any lease payments made at or before the commencement date less any lease incentives received, plus any initial direct costs incurred and an estimate of costs to be incurred by the lessee in dismantling and removing the underlying asset or restoring the underlying asset or site on which it is located.

The right-of-use assets is subsequently measured at cost less any accumulated depreciation, accumulated impairment losses, if any and adjusted for any remeasurement of the lease liability. The right-of-use assets is depreciated using the straight-line method from the commencement date over the shorter of lease term or useful life of right-of-use asset. The estimated useful lives of right-of use assets are determined on the same basis as those of property, plant and equipment.

Right-of-use assets are tested for impairment whenever there is any indication that their carrying amounts may not be recoverable. Impairment loss, if any, is recognised in the statement of profit and loss.

The Company measures the lease liability at the present value of the lease payments that are not paid at the commencement date of the lease. The lease payments are discounted using the interest rate implicit in the lease, if that rate can be readily determined. If that rate cannot be readily determined, The Company uses incremental borrowing rate.

The lease payments shall include fixed payments, variable lease payments based on an index or rate, residual value guarantees, exercise price of a purchase option where The Company is reasonably certain to exercise that option and payments of penalties for terminating the lease, if the lease term reflects the lessee exercising an option to terminate the lease.

The lease liability is subsequently remeasured by increasing the carrying amount to reflect interest on the lease liability, reducing the carrying amount to reflect the lease payments made and remeasuring the carrying amount to reflect any reassessment or lease modifications or to reflect revised in-substance fixed lease payments.

When the lease liability is remeasured, the corresponding adjustment is reflected in the right-of-use asset, or statement of profit and loss if the right-of-use asset is already reduced to zero.

The Company has elected not to apply the requirements of Ind AS 116 to short-term leases of all assets that have a lease term of 12 months or less and leases for which the underlying asset is of low value. The lease expenses associated with these leases are recognized in the statement of profit and loss on a straight line basis.

Company as a lessor

At the inception of the lease, The Company classifies each of its leases as either an operating lease or a finance lease. Whenever the terms of the lease transfer substantially all the risks and rewards of ownership to the lessee, the contract is classified as a finance lease. All other leases are classified as operating leases. The Company recognises lease payments received under operating leases as income over the lease term on a straight line basis.

q) Earnings per share (EPS)

Basic earnings per share are calculated by dividing the net profit for the period attributable to equity shareholders by the weighted average number of equity shares outstanding during the period. The weighted average number of equity shares outstanding during the period is adjusted for events such as bonus issue, bonus element in a rights issue, share split, and reverse share split (consolidation of shares), if any occurred during the reporting period, that have changed the number of equity shares outstanding, without a corresponding change in resources.

For the purpose of calculating diluted earnings per share, the net profit for the period attributable to the equity shareholders and the weighted average number of equity shares outstanding during the period, are adjusted for the effects of all dilutive potential equity shares.

The number of shares and potential dilutive equity shares are adjusted retrospectively for all periods presented for any bonus shares issues including for changes effected prior to the approval of the financial statements by the Board of Directors.

r) Provisions

A provision is recognized when the Company has a present obligation as a result of past event; it is probable that an outflow of resources embodying economic benefits will be required to settle the obligation, in respect of which a reliable estimate can be made. Provisions are determined based on the best estimate required to settle the obligation at the reporting date. If the effect of time value of money is material, provisions are discounted using a current pre-tax rate that reflects the risks specific to the liability. These estimates are reviewed at each balance sheet date and adjusted to reflect the current best estimates.

(This space is intentionally left blank)

Persistent Systems Australia Pty. Ltd (FKA Capiot Software Pty Ltd)

Notes forming part of financial statements

s) Contingent liabilities

A contingent liability is a possible obligation that arises from past event whose existence will be confirmed by the occurrence or non-occurrence of one or more uncertain future events beyond the control of the company or a present obligation that is not recognized because it is not probable that an outflow of resources will be required to settle the obligation. A contingent liability also arises in extremely rare cases where there is a liability that cannot be recognized because it cannot be measured reliably. The company does not recognize a contingent liability but discloses its existence in the financial statements.

t) Employee stock compensation expenses

Employees of the Company receive remuneration in the form of share based payment transactions, whereby employees render services as consideration for equity instruments granted (equity-settled transactions) by the holding Company, Persistent Systems Limited, to the employees of the Company.

In accordance with Ind AS 102, the cost of equity-settled transactions is determined by the fair value at the date of the grant by the holding Company of the equity instruments to the employees of the Company and recognized as employee compensation cost over the vesting period. The cumulative expense recognized for equity-settled transactions at each reporting date until the vesting date reflects the extent to which the vesting period has expired and the Company's best estimate of the number of equity instruments that will ultimately vest.

The expense or credit recognized by the Company in the statement of profit and loss for a year represents the movement in cumulative expense recognized as at the beginning and end of that year and is recognized in employee benefits expense of the Company. In case of the employee stock option schemes having a graded vesting schedule, each vesting tranche having different vesting period has been considered as a separate option grant and accounted for accordingly.

Where the terms of an equity-settled transaction award are modified, the minimum expense recognized is the expense as if the terms had not been modified, if the original terms of the award are met. An additional expense is recognized for any modification that increases the total intrinsic value of the share-based payment transaction, or is otherwise beneficial to the employee as measured at the date of modification.

(This space is intentionally left blank)

Persistent Systems Australia Pty. Ltd (FKA Capiot Software Pty Ltd)

Notes forming part of financial statements

4. Share capital

	As at March 31, 2025	As at March 31, 2024
Authorised		
	-	-
	-	-
Issued, subscribed and paid-up		
2 (previous year 2) shares of AUD 1 each fully paid up. (Rs. in millions)	0.00	0.00
	0.00	0.00

With effect from December 20, 2023 two fully paid ordinary shares in the Company are transferred from Capiot Software Inc to Persistent Systems Inc (without consideration)

Reconciliation of the shares outstanding at the beginning and at the end of the reporting period :

There is no movement in the shares outstanding at the beginning and at the end of the reporting period.

(This space is intentionally left blank)

Persistent Systems Australia Pty. Ltd (FKA Capiot Software Pty Ltd)

Notes forming part of financial statements

5.1 Property, Plant and Equipment

				(In ₹ million)
	Computers	Office Equipments	Communication Equipments	Total
Gross Block (At cost)				
As at April 1, 2024	5.06	-	-	5.06
Additions	3.62	0.01	1.49	5.12
Deletions	-	-	-	-
- Exchange differences	(0.15)	(0.00)	(0.06)	(0.21)
As at March 31, 2025	8.53	0.01	1.43	9.97
Depreciation and amortization				
As at April 1, 2024	2.98	-	-	2.98
Charge for the year	1.11	0.00	0.25	1.36
Addition	-	-	-	-
On deletions	-	-	-	-
- Exchange differences	(0.07)	(0.00)	(0.01)	(0.08)
As at March 31, 2025	4.02	0.00	0.24	4.26
Net block				
As at March 31, 2025	4.51	0.01	1.19	5.71
As at March 31, 2024	2.08	-	-	2.08

				(In ₹ million)
	Computers	Office Equipments	Communication Equipments	Total
Gross block				
As at April 1, 2023	3.32	-	-	3.32
Additions	0.81	-	-	0.81
Exchange difference	0.93	-	-	0.93
As at March 31, 2024	5.06	-	-	5.06
Accumulated Amortization				
As at April 1, 2023	1.99	-	-	1.99
Charge for the year	1.03	-	-	1.03
Addition	-	-	-	-
Disposals	-	-	-	-
Exchange Difference	(0.03)	-	-	(0.03)
As at March 31, 2024	2.98	-	-	2.98
Net block				
As at March 31, 2024	2.08	-	-	2.08
As at March 31, 2023	1.33	-	-	1.33

Persistent Systems Australia Pty. Ltd (FKA Capiot Software Pty Ltd)

Notes forming part of financial statements

5.2 Right of use assets**(In ₹ million)**

	Right of use asset	Total
Gross Block (at cost)		
As at April 1, 2024	44.07	44.07
Addition	2.37	2.37
Deletions	-	-
- Exchange differences	(0.64)	(0.64)
As at March 31, 2025	45.80	45.80
Amortisation		
As at April 1, 2024	2.41	2.41
Charge for the year	15.12	15.12
Deletions	-	-
- Exchange differences	(0.48)	(0.48)
As at March 31, 2025	17.05	17.05
Net block		
As at March 31, 2025	28.75	28.75
As at March 31, 2024	41.66	41.66

(In ₹ million)

	Right of use asset	Total
Gross Block (at cost)		
As at April 1, 2023	-	-
Additions	44.28	44.28
Deletions	-	-
- Exchange differences	(0.21)	(0.21)
As at March 31, 2024	44.07	44.07
Amortisation		
As at April 1, 2023	-	-
Charge for the year	2.42	2.42
Deletions	-	-
- Exchange differences	(0.01)	(0.01)
As at March 31, 2024	2.41	2.41
Net block		
As at March 31, 2024	41.66	41.66
As at March 31, 2023	-	-

Persistent Systems Australia Pty. Ltd (FKA Capiot Software Pty Ltd)

Notes forming part of financial statements

5.3 Other Intangible assets

	(In ₹ million)	
	Acquired contractual rights	Total
Gross block		
As at April 1, 2024	7.12	7.12
Additions	-	-
Disposals	-	-
Other adjustment		
-Borrowing cost	-	-
Exchange Difference	(0.10)	(0.10)
As at March 31, 2025	7.02	7.02
Accumulated Amortization		
As at April 1, 2024	2.12	2.12
Charge for the year	1.03	1.03
Disposals	-	-
Exchange Difference	(0.06)	(0.06)
As at March 31, 2025	3.09	3.09
Net block		
As at March 31, 2025	3.93	3.93
As at March 31, 2024	5.00	5.00

	(In ₹ million)	
	Acquired contractual rights	Total
Gross block		
As at April 1, 2023	7.21	7.21
Reclassification on purchase price allocation of business combination	-	-
Additions	-	-
Exchange difference	(0.10)	(0.10)
As at March 31, 2024	7.12	7.12
Accumulated Amortization		
As at April 1, 2023	1.12	1.12
Charge for the year	1.02	1.02
Disposals	-	-
Exchange Difference	(0.02)	(0.02)
As at March 31, 2024	2.12	2.12
Net block		
As at March 31, 2024	5.00	5.00
As at March 31, 2023	6.09	6.09

5.4 Goodwill

	(In ₹ million)	
	Goodwill	Total
Cost		
As at April 1, 2024	19.10	19.10
Additional amounts recognised from business combinations	-	-
Effect of foreign currency translation from functional currency to reporting currency	(0.26)	(0.26)
As at March 31, 2025	18.84	18.84
Cost		
As at April 1, 2023	19.37	19.37
Additional amounts recognised from business combinations	-	-
Exchange difference	(0.27)	(0.27)
As at March 31, 2024	19.10	19.10

5.5 Depreciation and amortization expense

	(In ₹ million)	
	For the year ended	
	March 31, 2025	March 31, 2024
On Property, plant and equipment	1.36	1.03
On Right of use assets	15.12	2.42
On Other intangible assets	1.03	1.02
	17.51	4.47

Persistent Systems Australia Pty. Ltd (FKA Capiot Software Pty Ltd)

Notes forming part of financial statements

6. Trade receivables

	As at March 31, 2025 (In ₹ million)	As at March 31, 2024 (In ₹ million)
Trade Receivables (Refer Note 23)		
Unsecured, considered good	315.20	259.97
Unsecured, considered doubtful	5.49	5.57
	320.69	265.53
Less : Expected Credit Loss	(5.49)	(5.57)
	315.20	259.97

Trade receivables Ageing Schedule (Net of Expected Credit Loss)**(In ₹ million)**

	Current but not due	Less than 6 Months	6 months – 1 year	>1 Year	Total
Undisputed Trade Receivables – considered good	229.31	34.70	51.19	-	315.20
As at March 31,2025	229.31	34.70	51.19	-	315.20

(In ₹ million)

	Current but not due	Less than 6 Months	6 months – 1 year	>1 Year	Total
Undisputed Trade Receivables – considered good	208.82	46.22	4.12	0.81	259.97
As at March 31,2024	208.82	46.22	4.12	0.81	259.97

Persistent Systems Australia Pty. Ltd (FKA Capiot Software Pty Ltd)
Notes forming part of financial statements

7. Cash and cash equivalents

	As at March 31, 2025 (In ₹ million)	As at March 31, 2024 (In ₹ million)
Cash and cash equivalents as presented in cash flow statement		
Cash on hand	-	-
Balances with banks		
- On current accounts	41.32	41.93
	41.32	41.93

8. Loans:

	As at March 31, 2025 (In ₹ million)	As at March 31, 2024 (In ₹ million)
Intercompany Advances	-	-
	-	-

9. Other current financial assets

	As at March 31, 2025 (In ₹ million)	As at March 31, 2024 (In ₹ million)
Advances to related parties (Refer Note no.23)		
Persistent Systems Limited	10.18	-
Security Deposits	4.28	4.34
Unbilled revenue	59.76	7.36
	74.22	11.70

10. Other current assets

	As at March 31, 2025 (In ₹ million)	As at March 31, 2024 (In ₹ million)
Advances recoverable in cash or kind	36.73	3.41
Advance to Employee - Others	0.28	0.71
Advances to Vendors	13.62	13.35
	50.63	17.47

11. Deferred tax assets (net)

	As at March 31, 2025 (In ₹ million)	As at March 31, 2024 (In ₹ million)
Deferred tax assets		
Brought forward losses	3.03	3.07
	3.03	3.07
Deferred tax assets (net)	3.03	3.07

12. Non-current financial liabilities : Borrowings

	As at March 31, 2025 (In ₹ million)	As at March 31, 2024 (In ₹ million)
Unsecured Borrowings carried at amortised cost		
Term loans (Refer Note 23)		
- Persistent Systems Inc (Repayment terms -36 months) (*Interest rate - 3M SOFR plus 175 basis point)	106.85	108.34
- Persistent Systems Inc (Repayment terms -36 months) (*Interest rate - 3M SOFR plus 185 basis point)	-	30.02
	106.85	138.36

(This space is intentionally left blank)

Persistent Systems Australia Pty. Ltd (FKA Capiot Software Pty Ltd)
Notes forming part of financial statements

13. Other non current financial liabilities

	As at March 31, 2025 (In ₹ million)	As at March 31, 2024 (In ₹ million)
Lease liabilities	29.51	41.61
Less: Current maturity of lease liabilities (Refer note 15)	(15.33)	(13.78)
	14.18	27.84

Movement of lease liabilities	As at March 31, 2025 (In ₹ million)	As at March 31, 2024 (In ₹ million)
Opening balance	41.61	-
Addition during the year	2.37	44.28
Add: Interest recognised during the year	2.31	0.25
Less: Payments made	(16.58)	(2.71)
Exchange Difference	(0.20)	(0.20)
Closing balance	29.51	41.61

14. Trade payables

	As at March 31, 2025 (In ₹ million)	As at March 31, 2024 (In ₹ million)
Trade payables for goods and services (Refer Note 23)	345.05	211.72
	345.05	211.72

Trade payables Ageing Schedule-

	Outstanding for following periods from due date of payment					(In ₹ million)
	Not due	Less than 1 year	1-2 years	2-3 years	More than 3 years	Total
Total outstanding dues of micro enterprises and small enterprises	-	-	-	-	-	-
Total outstanding dues of creditors other than micro enterprises and small enterprises	21.80	323.25	-	-	-	345.05
Disputed dues of micro enterprises and small enterprises	-	-	-	-	-	-
Disputed dues of creditors other than micro enterprises and small enterprises	-	-	-	-	-	-
As at March 31, 2025	21.80	323.25				345.05

	Outstanding for following periods from due date of payment					(In ₹ million)
	Not due	Less than 1 year	1-2 years	2-3 years	More than 3 years	Total
Total outstanding dues of micro enterprises and small enterprises	-	-	-	-	-	-
Total outstanding dues of creditors other than micro enterprises and small enterprises	70.94	140.78	-	-	-	211.72
Disputed dues of micro enterprises and small enterprises	-	-	-	-	-	-
Disputed dues of creditors other than micro enterprises and small enterprises	-	-	-	-	-	-
As at March 31, 2024	70.94	140.78				211.72

15. Current financial liabilities : Others

	As at March 31, 2025 (In ₹ million)	As at March 31, 2024 (In ₹ million)
Interest payable on ICD		-
Persistent Systems Inc (Refer Note no.23)	1.53	2.21
Current maturity of lease liabilities	15.33	13.78
	16.86	15.99

(This space is intentionally left blank)

Persistent Systems Australia Pty. Ltd (FKA Capiot Software Pty Ltd)
Notes forming part of financial statements

16. Other current liabilities

	As at March 31, 2025 (In ₹ million)	As at March 31, 2024 (In ₹ million)
Unearned revenue	36.67	43.52
Advance from related parties (Refer Note 23)	-	-
-Persistent Systems Limited	-	0.33
Statutory liabilities	30.12	28.29
	66.79	72.13

17. Current Liabilities : Provisions

	As at March 31, 2025 (In ₹ million)	As at March 31, 2024 (In ₹ million)
Provision for employee benefits		
Leave encashment	37.11	19.04
Other employee benefits	23.27	12.53
	60.38	31.57

(This space is intentionally left blank)

Persistent Systems Australia Pty. Ltd (FKA Capiot Software Pty Ltd)

Notes forming part of financial statements

18. Revenue from operations

	For the year ended	
	March 31, 2025 (In ₹ million)	March 31, 2024 (In ₹ million)
Software services (Refer Note 23)	1,126.64	692.71
Software products	74.99	39.62
	1,201.64	732.33

The table below presents disaggregated revenues from contracts with customers by segments, geography and customers' industry type. The Company believes that this disaggregation best depicts how the nature, amount, timing and uncertainty of our revenues and cash flows are affected by industry, market and other economic factors.

	For the year ended	
	March 31, 2025 (In ₹ million)	March 31, 2024 (In ₹ million)
Segment wise disclosure		
Segment		
BFSI	384.42	120.80
Healthcare Life Science	2.69	14.61
Others	814.53	596.92
Total	1,201.64	732.33
Geographical disclosure		
Geography		
India	163.81	118.44
North America	-	35.75
Asia Pacific	1,037.83	496.08
Rest of the World	-	82.06
Total	1,201.64	732.33
Onsite-offshore disclosure		
IP Led	77.55	48.56
Offshore	564.96	513.35
Onsite	559.12	170.43
Total	1,201.64	732.33

While disclosing the aggregate amount of transaction price yet to be recognised as revenue towards unsatisfied (or partially) satisfied performance obligations, along with the broad time band for the expected time to recognize those revenues, the Company has applied the practical expedient in Ind AS 115. Accordingly, the Company has not disclosed the aggregate transaction price allocated to unsatisfied (or partially satisfied) performance obligations which pertain to contracts where revenue recognised corresponds to the value transferred to customer typically involving time and material, outcome based and event based contracts and also those which pertain to contracts with original expected duration of one year or less.

Changes in contract assets (Unbilled revenue) are as follows:

	For the year ended	
	March 31, 2024 (In ₹ million)	March 31, 2024 (In ₹ million)
Balance at the beginning of the year	7.36	86.25
Revenue recognised during the year	568.65	513.01
Invoices raised during the year	(516.40)	(590.91)
Translation exchange difference	0.15	(0.98)
Balance at the end of the year	59.76	7.36

Changes in Unearned revenue are as follows:

	For the year ended	
	March 31, 2025 (In ₹ million)	March 31, 2024 (In ₹ million)
Balance at the beginning of the year	(43.52)	(0.29)
Revenue recognised during the year	169.79	16.83
Increase due to invoicing during the year, not recognised as revenue during the year	(162.02)	(60.27)
Translation exchange difference	(0.92)	0.21
Balance at the end of the year	(36.67)	(43.52)

Persistent Systems Australia Pty. Ltd (FKA Capiot Software Pty Ltd)**Notes forming part of financial statements****19. Other income**

	For the year ended	
	March 31, 2025 (In ₹ million)	March 31, 2024 (In ₹ million)
Foreign exchange gain (net)	-	-
Excess provision written back	61.31	
Debit balances/Deposits W/off	-	4.22
Interest income	0.01	
Miscellaneous income	2.82	1.08
	64.13	5.29

20. Personnel expenses

	For the year ended	
	March 31, 2025 (In ₹ million)	March 31, 2024 (In ₹ million)
20.1 Employee benefits expense		
Salaries, wages and bonus	468.96	273.50
Contribution to provident and other funds	76.65	47.30
Staff welfare and benefits	12.83	8.29
	558.44	329.09
20.2 Cost of technical professionals		
- Related parties (Refer Note no. 23)	481.19	305.52
- Others	42.27	8.20
	523.47	313.72
	1,081.91	642.80

21. Other expenses

	For the year ended	
	March 31, 2025 (In ₹ million)	March 31, 2024 (In ₹ million)
Travelling and conveyance	39.04	57.15
Communication expenses	0.89	0.70
Recruitment expenses	0.64	3.76
Project Related Material Purchases	66.07	31.48
Provision for doubtful debts/ (provision for doubtful debts written back) (net)	-	5.36
Rent	2.48	5.46
Rates, Fees and Prof. Tax	-	0.10
Legal and professional fees	7.58	4.01
Advertisement, conference and sponsorship fees	2.96	2.90
Computer consumables	0.01	0.03
Auditors' remuneration	-	-
Debit balances/Deposits W/off	-	-
Books, memberships, subscriptions	0.23	0.04
Foreign exchange loss (net)	1.99	1.45
Office Expenses	2.75	3.81
Miscellaneous expenses	2.40	2.10
	127.03	118.35

(This space is intentionally left blank)

Persistent Systems Australia Pty. Ltd (FKA Capiot Software Pty Ltd)

Notes forming part of financial statements

22. Earnings per share

		For the year ended	
		March 31, 2025	March 31, 2024
<u>Numerator for Basic and Diluted EPS</u>			
Net Profit after tax (In ₹ 000)	(A)	27.31	(34.06)
<u>Denominator for Basic EPS</u>			
Weighted average number of equity shares	(B)	2	2
<u>Denominator for Diluted EPS</u>			
Number of equity shares	(C)	2	2
Basic Earnings per share of face value of AUD 1 each (In ₹)	(A/B)	13,654,801.71	(17,031,132.78)
Diluted Earnings per share of face value of AUD 1 each (In ₹)	(A/C)	13,654,801.71	(17,031,132.78)

		For the year ended	
		March 31, 2025	March 31, 2024
Number of shares considered as basic weighted average shares outstanding		2	2
Add: Effect of dilutive issues of stock options		-	-
Number of shares considered as weighted average shares and potential shares outstanding		2	2

(This space is intentionally left blank)

Persistent Systems Australia Pty. Ltd (FKA Capiot Software Pty Ltd)

Notes forming part of financial statements

23. Related party transactions**I. Names of related parties****Holding Company:**

Persistent Systems Inc.

Ultimate Holding Company

Persistent Systems Limited

Companies under same Management

Capiot Software Inc (Dissolved w.e.f. 29th December 2023)

II. Related party transactions

Particulars	Name of the related Party	Relationship with the Related Party	For the year ended	
			March 31, 2025 (In ₹ million)	March 31, 2024 (In ₹ million)
Income				
Sale of Services	Persistent Systems Limited Persistent Systems Inc	Ultimate Holding Company Holding Company	163.80 -	133.58 24.73
Finance Cost	Persistent Systems Inc Capiot Software Inc	Holding Company Companies under same Management	9.70 -	5.69 0.13
Cost of Professionals	Persistent Systems Limited	Ultimate Holding Company	481.19	305.52
Repayment of borrowings	Persistent Systems Inc Capiot Software Inc	Holding Company Companies under same Management	31.51 -	- 3.49

III. Related party balances

Particulars	Name of the related Party	Relationship with the Related Party	As at	As at
			March 31, 2025 (In ₹ million)	March 31, 2024 (In ₹ million)
Share capital	Persistent Systems, Inc.	Holding Company	0.00	0.00
Advances received	Persistent Systems Limited	Ultimate Holding Company	-	0.33
Advances given	Persistent Systems Limited	Ultimate Holding Company	10.18	-
Long term borrowing	Persistent Systems, Inc.	Holding Company	106.85	138.36
Other Current Financial Liabilities(Interest)	Persistent Systems, Inc.	Holding Company	1.53	2.21
	Capiot Software Inc	Companies under same Management	-	-
Other Current Financial Liabilities	Capiot Software Inc	Companies under same Management	-	-
	Persistent Systems, Inc.	Holding Company	-	-
Trade Recievables	Persistent Systems Limited Persistent Systems, Inc.	Ultimate Holding Company Holding Company	133.63 -	142.31 17.37
Trade Payables	Persistent Systems Limited	Ultimate Holding Company	281.80	130.60

(This space is intentionally left blank)

Persistent Systems Australia Pty. Ltd (FKA Capiot Software Pty Ltd)

Notes forming part of financial statements

24. Income taxes

A reconciliation of the income tax provision to the amount computed by applying the statutory income tax rate to the profit before tax is summarized below :

	For the year ended	
	March 31, 2025	March 31, 2024
	(In ₹ million)	(In ₹ million)
Profit before tax as per Statement of Profit and Loss	27.31	(34.06)
Less: Adjustment as per Ind AS financials	-	(22.81)
Profit before tax	27.31	(56.87)
Enacted tax rate	30.00%	30.00%
Computed tax expense at enacted tax rate	8.19	- 17.06
Unrecognized deferred tax assets of earlier years	(7.84)	-
Others	(0.35)	-
Deferred Tax asset recognised on Tax Losses	-	(17.06)
Income tax expense	-	-

(This space is intentionally left blank)

Persistent Systems Australia Pty. Ltd (FKA Capiot Software Pty Ltd)

Notes forming part of financial statements

25. Financial risk management**Financial risk factors and risk management objectives**

The Company's activities expose it to a variety of financial risks: credit risk and liquidity risk. The Company's focus is to foresee the unpredictability of financial markets and seek to minimize potential adverse effects on its financial performance. The Company does not foresee any major foreign exchange risk as majority of the revenue is generated and expenses are incurred in the Company's functional currency. The Company's exposure to credit risk is mainly for receivables that are overdue for more than 90 days. The Credit Task Force of the Group is responsible for credit risk management. The liquidity needs are managed by funding from / to the group companies. The Group's Risk Management Committee monitors risks and policies implemented to mitigate risk exposures.

Credit risk

Credit risk refers to the risk of default on its obligation by the counterparty resulting in a financial loss. The maximum exposure to the credit risk at the reporting date is primarily from trade receivables amounting to ₹ 315.20 millions and ₹ 259.97 millions as at March 31, 2025 and March 31, 2024, respectively. Trade receivables are typically unsecured and are derived from revenue earned from customers. Credit risk is managed by the Company by Credit Task Force through credit approvals, establishing credit limits and continuously monitoring the recovery status of customers to which the Company grants credit terms in the normal course of business. On account of adoption of Ind AS 109, the Company uses expected credit loss model to assess the impairment loss. The Company uses a provisioning policy approved by the Board of Directors to compute the expected credit loss allowance for trade receivables.

Credit risk is perceived mainly in case of receivables overdue for more than 90 days. The following table gives details of risk concentration in respect of percentage of receivables overdue for more than 90 days:

	(In ₹ million)	
	As at	
	March 31, 2025	March 31, 2024
Receivables overdue for more than 90 days	55.79	26.27
Total receivables	315.20	259.97
Overdue for more than 90 days as a % of total receivables	18%	10%

Ageing of trade receivables

	(In ₹ million)	
	As at	
	March 31, 2025	March 31, 2024
Within the credit period	229.31	208.82
1 to 30 days past due	1.87	20.91
31 to 60 days past due	2.60	6.13
61 to 90 days past due	31.12	51.91
91 to 120 days past due	(2.67)	22.26
121 and above past due	58.46	9.58
Less: Expected credit loss	(5.49)	(5.57)
Net trade receivables	315.20	259.97

Movement in expected credit loss allowance

	(In ₹ million)	
	As at	
	March 31, 2025	March 31, 2024
Opening balance	5.57	-
Movement in expected credit loss allowance	(0.08)	5.57
Closing balance	5.49	5.57

Liquidity risk

The Company's principal sources of liquidity are cash and cash equivalents and the cash flow that is generated from operations. The Company has borrowings obtained from the group companies. The liquidity needs are managed by funding from/to the group companies. The working capital needs are met by availing intercorporate loans from the group companies whenever needed.

As at March 31, 2025, the Company had a working capital of ₹ In millions (4.68) including cash and cash equivalents of ₹ In millions 41.32. As at March 31, 2024, the Company had a working capital of ₹ In millions 2.73 including cash and cash equivalents of ₹ in millions 41.93

The table below provides details regarding the contractual maturities of significant financial liabilities:

	(In ₹ million)			
	As at			
	March 31, 2025		March 31, 2024	
	Less than 1 year	More than 1 year	Less than 1 year	More than 1 year
Financial Liabilities- Borrowings	-	106.85	-	138.36
Lease Liability	15.33	14.18	13.78	27.84
Trade Payables	345.05	-	211.72	-
ICD Interest	1.53	-	2.21	-

(This space is intentionally left blank)

26. Unhedged foreign currency exposure at the end of the year

(In ₹ million)

Particulars	31-Mar-25			31-Mar-24		
	Amount in FC	Exchange Rate	Amount in INR	Amount in FC	Exchange Rate	Amount in INR
Interest on ICD - PSI	-	0.00	-	USD 6470	83.4	0.54
ICD received - PSI	-	0.00	-	USD 3,60,000	83.4	30.02

Market risk

The following table analyses foreign currency risk from financial instruments as of March 31, 2025:

	31-Mar-25	31-Mar-24
Loans	-	30.02
Interest on borrowings	-	0.54

(This space is intentionally left blank)

Persistent Systems Australia Pty. Ltd (FKA Capiot Software Pty Ltd)

Notes forming part of financial statements

27. Ratio Analysis and its elements

Ratio	Numerator	Denominator	March 31, 2025	March 31, 2024	% change	Remark (If more than 25%)
(a) Current Ratio	Current Assets	Current Liabilities	0.99	1.01	-2%	
(b) Debt-Equity Ratio	Debt	Equity	(1.56)	(1.45)	8%	
(c) Debt Service Coverage Ratio	EBITDA	Debt service during a year	0.99	2.46	-60%	Due to increase in interest cost , lease payment and borrowing repayment
(d) Return on Equity Ratio	Net Profit after tax	Average Equity	(0.33)	0.42	-179%	Increase in profit in current year as compared to loss of last year
(e) Inventory turnover ratio	-	-	Not Applicable	Not Applicable	N.A.	Not Applicable
(f) Trade Receivables turnover ratio,	Turnover	Average Trade rec	4.18	4.00	5%	
(g) Trade payables turnover ratio,	Employee benefit expense+Cost of professionals+ other expenses	Average Trade Payables	4.34	4.39	-1%	
(h) Net capital turnover ratio,	Turnover	Average working capital	(1,233.72)	27.97	-4511.14%	Decrease in working capital in current year.
(i) Net profit ratio,	Net Profit after tax	Turnover	0.02	(0.05)	-146.73%	Increase in revenue in current year
(j) Return on Capital employed,	EBIT	Capital employed	0.75	(0.28)	-367.21%	Increase in profit in current year as compared to loss of last year
(k) Return on investment.	Income generated from invested funds	Average invested funds in treasury investments	Not Applicable	Not Applicable	Not Applicable	Not Applicable

(This space is intentionally left blank)

28. Contingent liability

The Company does not have any contingent liability as at March 31, 2025 (March 31, 2024 - ₹ Nil).

29. The financial statements are presented in ₹ millions except for per share information or as otherwise stated.

30. During the year ended, based on review of method and estimated useful lives of property, plant and equipment, the management has revised the estimated useful lives of computers and networking equipment prospectively from 3 years to 4 years w.e.f. 1st April, 2024. The effect of this change on actual and expected depreciation expense is as follows:

Particulars	For the quarter ended				FY 2024-25	FY 2025-26
	June 30, 2024	Sept 30, 2024	Dec 31, 2024	Mar 31, 2025		
Decrease in depreciation expense	0.06	0.06	0.06	0.05	0.24	0.21

31. Persistent Systems Limited, Australia branch has entered into business transfer agreement and accordingly business of the Australia branch has been transferred to Persistent Systems Australia Pty Ltd with effect from October 01, 2023. Since both the entities are under common control of PSL, it falls under purview of appendix C of Ind-AS 103 accordingly accounting is done under pooling of interest method. Accordingly, there is reduction in opening balance of other equity amounting to INR 98.29 Million on account of Capital reserve

(INR millions)	
Particulars	As at
Assets	
Property, Plant & Equipment	0.65
Trade Receivables	54.01
Cash & Cash Equivalent	69.32
Other Current Assets	2.05
Current Tax Assets (Net)	31.76
Total Assets (A)	157.80
Liabilities	
Trade Payables	(59.57)
Other Financial Liabilities	(42.13)
Other Current Liabilities	(9.60)
Provisions	(19.47)
Total Liabilities (B)	(130.77)
Net Assets Transferred (A-B)	27.03
Purchase Consideration (C)	125.32
Capital Reserve (A+B-C)	98.29

(This space is intentionally left blank)

32.

The table below provides details regarding the contractual maturities of lease liabilities as of March 31, 2025 on an undiscounted basis:

Particulars	As at 'March 31, 2025 (In ₹ millions)	As at 'March 31, 2024 (In ₹ millions)
- Less than one year	16.88	13.78
- One to five years	14.62	27.84
- More than five years	-	-

The Company does not face a significant liquidity risk with regard to its lease liabilities as the current assets are sufficient to meet the obligations related to lease liabilities as and when they fall due.

The Company has adopted Ind AS 116, Leases; and has recognized interest on lease liability of ₹ 2.31 millions under finance costs.

The aggregate depreciation on ROU assets has been included under depreciation and amortisation expense in the Statement of Profit and Loss (Refer note 5.5).

33. Previous year's figures have been regrouped where necessary to conform to current year's classification

34. The Company is considered as going concern in spite of its negative net worth based on assurance of continued financial support and assistance from ultimate parent company and other measures.


The accompanying notes are an integral part of the financial statements

As per our report of even date.

For Joshi Apte &Co.,
Firm registration no. 104370W
Chartered Accountants

For and on behalf of the Board of Directors of
Persistent Systems Australia Pty. Ltd (FKA Capiot Software Pty Ltd)

Tejashree Joshi
Partner
Membership No.139807


Sachin Dewasthalee (Apr 21, 2025 09:45 GMT+5.5)
Sachin Dewasthalee
Director


Sameer Dixit (Apr 21, 2025 10:32 GMT+5.5)
Sameer Dixit
Director

Place: India
Date : April 21, 2025

Place: India
Date : April 21, 2025

Place: India
Date : April 21, 2025
